OFFICE COPY

Planning Permit No. A/079/01/2005

APPROVED
SUBJECT TO THE CONDITIONS IN THIS OFFICE LETTER.
A/37429/04 Date 5-1-2005
FOR MEMBER-SECRETARY
CHENNAI METROPOLITAN DEVELOPMENT AUTHORITY
CHENNAI - 600 008.

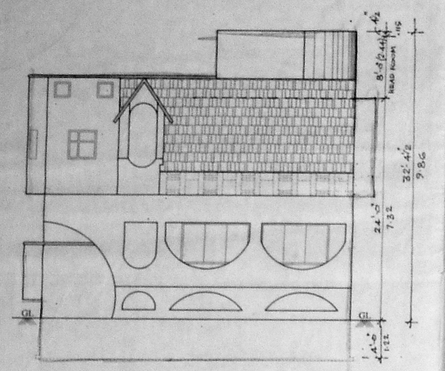

ELEVATION "A"

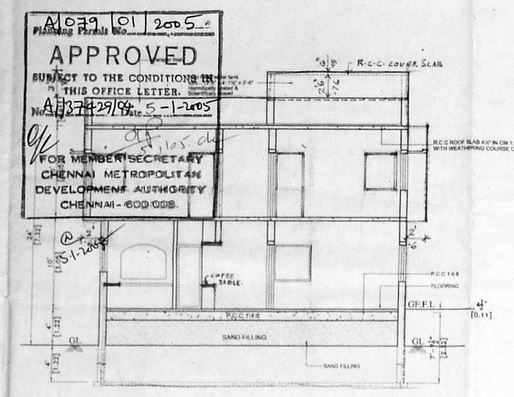

SECTION on "XX"

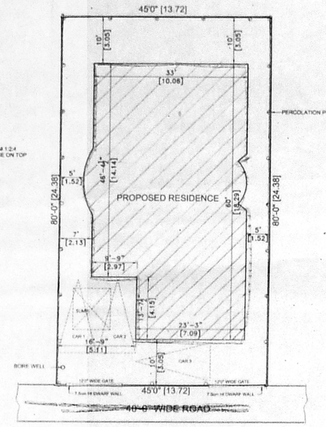

SITE PLAN
SCALE:- 1"=16'0" (1:200)

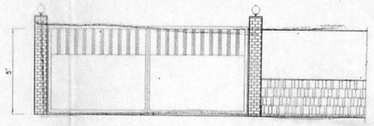

ELEVATION OF GATE & COMPOUND WALL

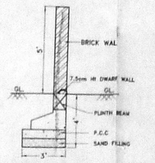

SECTION OF COMPOUND WALL

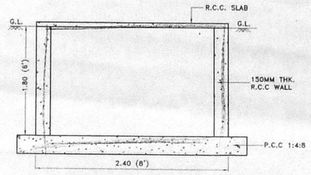

SECTION - BB

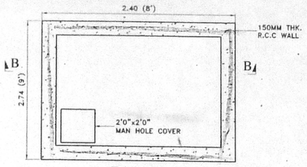

PLAN

SUMP DETAIL
SCALE: 1"=4'-0"

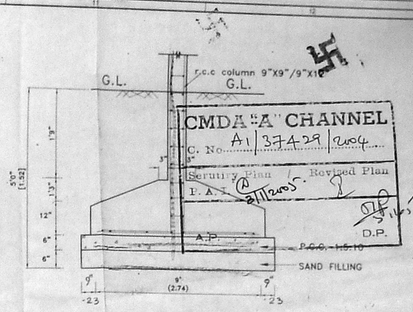

COLUMN SECTION

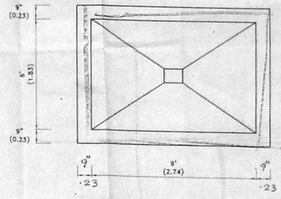

COLUMN FOUNDATION DETAIL

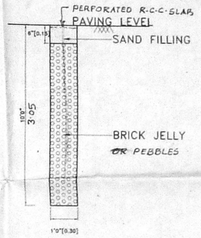

PERCOLATION PIT

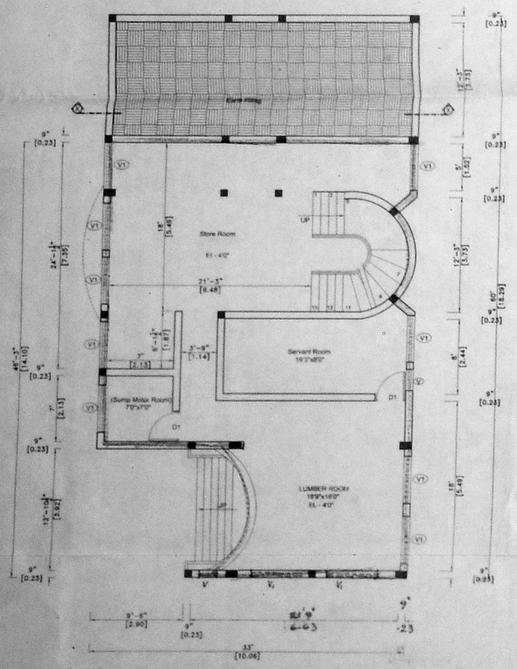

BASEMENT FLOOR PLAN

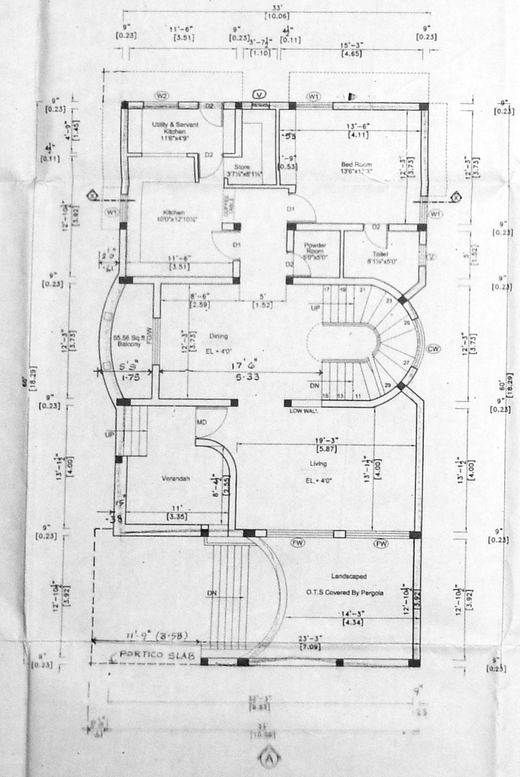

GROUND FLOOR PLAN

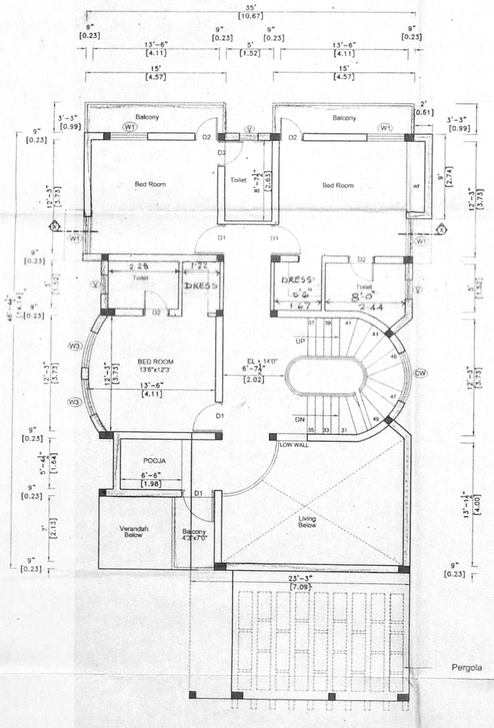

FIRST FLOOR PLAN

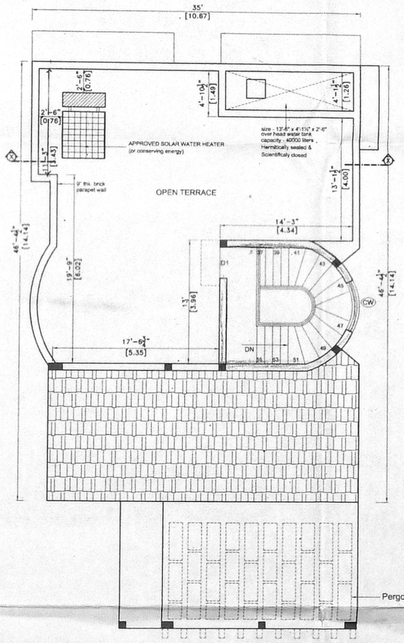

TERRACE FLOOR PLAN

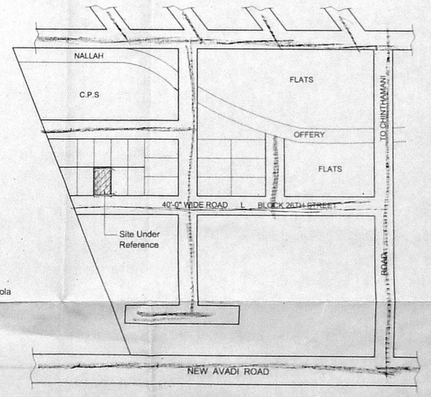

KEY PLAN
(N.T.S)

PRPOSED RESIDENCE AT PLOT No. 523, ARINGAR ANNA NAGAR, 26th St, 'L' BLOCK EAST ANNA NAGAR, CHENNAI:- 600 102.
T. S. No. 37 Part, AS PER PATTA T. S. No. 37 / 4, BLOCK No.12, OF AYANAVARAM VILLAGE, NEW BLOCK No. L-20.

SPECIFICATION

1. ALL FOUNDATION CONCRETE WILL BE CEMENT CONCRETE OF 1:5:10 MIX USING 40mm GUAGE HAND BROKEN GRANITE STONE JELLY
2. LEVELLING COURSE WILL BE CEMENT CONCRETE 1:5:10 MIX USING 40mm GUAGE OF 4.0" THICK
3. ALL BRICK WORK IN FOUNDATION AND BASEMENT WILL BE OF CEMENT MORTAR 1:5 USING FIRST CLASS CHAMFER BRICK OF SIZE 9"x4.5"x3"
4. ALL R.C.C. WORK WILL BE OF 1:2:4 MIX USING 10mm TO 20mm HAND BROKEN IN GRANITE STONE JELLY WITH REINFORCEMENT
5. ALL R.C.C SLAB HAVE WEATHERING COURSE IN BRICK JELLY OF SIZE 20mm GUAGE IN PURE SLAKED LIME. NO SAND TO BE USED PROPORTION OF JELLY LIME BEING 32:12:50
6. CEMENT PLASTER FOR NEW WALLS WILL BE OF INSIDE AND 12mm THICK OUTSIDE IN CM1:5 MIX
7. ALL WOOD WORK WILL BE BEST SEASONED BALLARSHAH (OR) MALABAR TEAK WOOD

AREA STATEMENT

		SQ.FT	SQ.M
PLOT EXTENT	:	3600.00	334.45
GROUND FLOOR	:	1541.00	143.16
FIRST FLOOR	:	1613.00	149.85
		3154.00	293.01
BASEMENT FLOOR	:	1414.00	131.36
PLOT COVERAGE	:	44.36%	
F.S.I	:	0.87	

SCHEDULE OF JOINERY

NOTATION USED	DESCRIPTION	WIDTH	HEIGHT
MD	DOOR	3'6"	7'0"
D1	DOOR	3'3"	7'0"
D2	DOOR	2'9"	7'0"
W1	WINDOW	4'0"	4'6"
W2	WINDOW	3'9"	3'6"
W3	WINDOW	3'0"	4'6"
FW	FRENCH WINDOW	7'3"	6'6"
FD/W	FRENCH DOOR cum WINDOW	6'0"	6'6"
CW	WINDOW	5'0"	4'6"
V	VENTILATOR	2'3"	2'3"
V1	VENTILATOR	5'0"	2'0"

REFERENCE

PROPOSED BUILDING
BOUNDARY LINE
ROAD
SEWAGE LINE

SCALE:- 1"=8'0" (1:100)

APPLICANT.

NORTH

LICENSED SURVEYOR

Er. K. SELVAM,
B.E.(Civil), A.M.I.E., C.Eng(I)., AIV.,
CHARTERED ENGINEER & APPROVED VALUER,
CLASS-I LICENSED SURVEYOR.
Reg No: 600/..../2005.
1 COR No: 1/2000 11th BLOCK,
KASTHURIBA NAGAR, CHENNAI-600 052.
(NEAR MGR ADARSH SCHOOL).
PHONE No: 26562050
CELL No: 9841282050